



# Naming Major Key Signatures - SHARPS



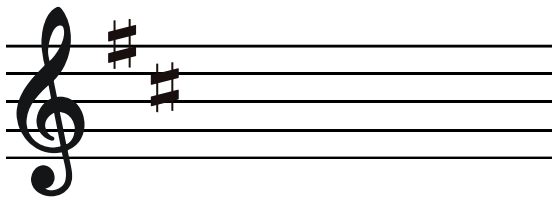
The order of sharps is **F, C, G, D, A, E, B**. Try to memorize this order. To name the major key signatures below, go to the LAST SHARP to the right and count UP one half-step. That note will name the Major Key. **Be careful with the last two examples**, as E-sharp is actually F and B-sharp is actually C, so you must count up one half-step from there.




Key of \_\_\_\_\_ Major




Key of \_\_\_\_\_ Major




Key of \_\_\_\_\_ Major



Key of \_\_\_\_\_ Major



Key of \_\_\_\_\_ Major



Key of \_\_\_\_\_ Major




Key of \_\_\_\_\_ Major




# Naming Major Key Signatures - FLATS




The order of flats is B, E, A, D, G, C, F (just the reverse of the order of sharps). Try to memorize this order. To name the major key signatures below, go to the NEXT TO THE LAST FLAT to the right **OR** count up a 5th from the last flat. That note will name the Major Key. The only exception is the first example, where there is only ONE flat. In this case, you must simply count up a 5th from the flat to arrive at the key note.




Key of \_\_\_\_\_ Major




Key of \_\_\_\_\_ Major




Key of \_\_\_\_\_ Major




Key of \_\_\_\_\_ Major



Key of \_\_\_\_\_ Major



Key of \_\_\_\_\_ Major



Key of \_\_\_\_\_ Major

